

THE SILENTIA SCREEN SYSTEM



Clean and
flexible design
Let the sun shine in





Maximum hygiene combined with practical designs

Silentia Screens are a patented screening system that has been designed to make your work easier in hospitals and other care situations, for the benefit of patients and staff. The Swedish-made system has been very successful since it was introduced in 1990 and now helps provide fast and effective screening in care situations all over the world.

Silentia Screens satisfy a variety of needs. They can be installed without getting in the way of ceiling hoists or other equipment; they are always on hand and they let the daylight flood in. Simplicity is another benefit, as underlined by *EasyClean™*, *EasyReturn™* and *EasyClick™* – three features that contribute to maximum hygiene, versatility and ease of use. Their clever design and wide range of heights, lengths and colours also ensure that our screens fit in well in most care environments.

The products in the range undergo continuous development. Recent additions include our frosted Daylight screens, which let in even more light. We also offer large bed end screens, an easy to use trolley for mobile use, and fixed screen sections that allow you to create a room within a room without drilling holes in walls.

Thanks to the versatility and various options that the system offers you are never limited in your choice. All of which is in line with our main goal: “Screen off without closing in”.

- The concept 4–11
- An intelligent design 12
- Silentia Screen System 14
- NEW!** Daylight 16
- NEW!** Fixed Screens 18
- Mobile Screens 20
- Folding Screens
- Technical information 22
- Fixed Screens
- Technical information 24
- Mounting and Accessories 26
- Colours and patterns 28
- The company Silentia 30

Maximize room overview w

A Silentia screen preserves the integrity of patients without preventing staff from having a good view of the room and having eye contact with each other. This is especially important in intensive care and observation wards where staff also need to have a clear view of monitoring equipment. At the same time it allows daylight to flood into the rooms.

Because each screen can be moved to one side it is easy to increase the space around a bed if required for care procedures. If additional privacy is required a mobile end screen can also be added.

Screens are available in a selection of heights to suit the individual requirements of your ward.



without loss of integrity



Greater flexibility for women



ts of rest or during visits



Our screens provide practical everyday benefits and adapt easily to individual rooms or situations. They allow a bed to be quickly screened off during nursing procedures or visits, and allow other patients to relax in peace.

A fixed screen between beds, combined with pull-out folding screens at the foot of the bed also permits efficient use of premises. Folding screens can easily be pulled out during examinations, dialysis or for a moment's rest. They can be folded away just as easily after treatment or for cleaning, or when the room is empty.

All fixed and folding screens are available in a choice of heights and lengths. This variety helps ensure that the system works well in practice, in real-life care situations.



Made for special needs – you

Simplicity is one of our guiding principles in product development. It has to be easy to screen off patients when they need privacy or simply want time to themselves. It also has to be easy to change things around and expand the system – so all components are designed to be compatible with each other.

Creating a mobile screen is just as easy. Our *EasyClick* system means that a wall-mounted screen can easily be detached and mounted on a trolley for use as a temporary screen elsewhere. With our screen system you never need to feel tied to one solution. Instead you have access to an effective system that can quickly transform an open room into a private space – when and where you or your patients desire.



rs and your patients'



A system that is appreciated




by patients of all ages

Just because patients share a room they do not necessarily want to share everything. A folding screen installed between beds makes it relatively easy for patients to preserve their privacy and dignity. It just takes a moment to screen off a bed. In a side ward a screen can also be placed around a washbasin to give some privacy while washing.

Our products also help to create a more enjoyable setting for examinations and the like. See for example the playful design on the screen in the photo below. This is just one design from the Print Collection that has been specially developed for clinics and surgeries that treat children. Please contact us if you would like to know more about the printed designs we can offer.



An intelligent design that optim



A EasyClean



B EasyReturn



C EasyClick



D Daylight

E

G

izes hygiene and practicality



A. EasyClean™ for maximum hygiene

Screens have smooth surfaces that can withstand the disinfectants used in care situations today. The enclosed wheels can easily be removed and washed in a dishwasher. All products meet strict hygiene requirements and all surfaces are accessible for cleaning – that's EasyClean.

B. Ergonomic design for ease of use – EasyReturn™

Just as easy to fold as it is to pull out – the convenient screen always returns to its original position, which contributes to the ergonomic EasyReturn design.

C. Fixed or mobile – the choice is yours with EasyClick™

A wall-mounted screen can also be mounted on a trolley for mobile use, or on other system components. This versatility is made possible by EasyClick, which allows a screen to be fitted and removed very easily.

D. Choice of screen finish

Good design is important for the comfort of patients and staff. Our screens are therefore available in many different finishes. One recent addition is Daylight: frosted screen panels that let in even more daylight.

E. Wide selection of heights and lengths

The system's screens can be ordered in a wide range of heights and lengths to suit a variety of different care situations and room layouts. The lowest height gives a good overview of the room without sacrificing privacy for patients.

F. Details that reveal quality

An advanced, lightweight construction with integrated handle and spring-loaded wheels of the highest quality. These are just a few of the features that reveal the quality of the system.

H. Fire classification

The screen system complies with European fire classification requirements.

Silentia Screen System easily


Silentia offers a complete solution to meet screening requirements in healthcare. Because the individual screens in the range are compatible with each other and have the *EasyClick* feature, you can easily move a screen from a wall to a trolley – or combine a fixed and a folding screen to get maximum benefit from all the system possibilities.

Folding screens


See page 22-23 for more information

STANDARD VERSION – MOUNTED ON A WALL

A wall mounting permits easy fitting.



- Maximum hygiene – **EasyClean**
- Easy to use – **EasyReturn**
- Fast fitting – **EasyClick**
- Available in a choice of heights and lengths
- Made from recyclable materials
- Fire classified



MOUNTED ON WALL RAIL

A clamp is used to mount a screen on a wall rail so that it can be adjusted sideways.

- Two wall rails should be used if the screen is longer than 2.25 m.

POLE FOR FLOOR MOUNTING

Designed to be anchored to the floor. This is applied when a free-standing screen is required.

adapts to your workplace



WALL-MOUNTED WITH SPACER

Used where a screen has to be mounted a short distance from the wall, to provide clearance for a care panel, for example.



MOUNTED ON TROLLEY

The screen can be mounted on a trolley to provide convenient mobile screening.

Fixed screens

See page 24–25 for more information



EASYClick

Fixed screens can also be fitted quickly using our EasyClick system.

- Maximum hygiene – **EasyClean**
- Fast fitting – **EasyClick**
- Choice of two heights: 1.45 m or 1.85 m
- Two lengths: 1.3 m or 2.4 m
- Made from recyclable materials
- Fire classified

Mobile end screens

See page 20–21 for more information



VERSATILE SCREENING FOR MOBILE USE

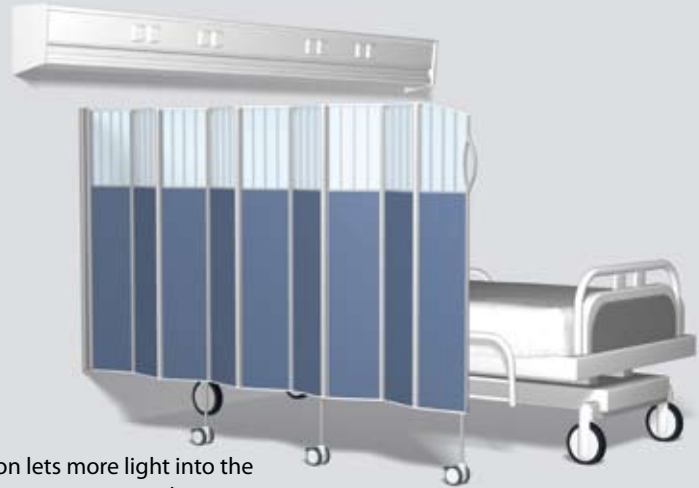
These screens are used free-standing, to provide additional screening at the foot of a bed, in corridors or for changing clothes. Available in two versions with different widths: 1.5 m or 2 m. Both are available in heights of 1.55 and 1.85 m.

More sunshine with Daylight

DAYLIGHT FOLDING SCREENS

Daylight is an innovative screen solution that lets more light into the work place while also opening up more layout possibilities. Thanks to their frosted design, Daylight screens give the same level of privacy as our other folding screens but let in more daylight.

Screens are made from tough polycarbonate and are available in a full-length frosted version called Daylight, or combined with coloured panels: Daylight Top and Daylight Duo.




DAYLIGHT TOP

A frosted top section lets more light into the room and makes the screen appear lower.



DAYLIGHT DUO

Frosted sections are combined in pairs. Coloured sections are used closest to the wall to screen off bedside lamps, for example.



DAYLIGHT

Screen made entirely from frosted sections.

DAYLIGHT FIXED SCREENS

With their frosted design, Daylight screens give just as much privacy as a coloured or wood-grained screen. The difference is that Daylight screens let sunlight reach further into the room, which makes the room a more pleasant place to be. Fixed screens have thin decorative transparent strips that give them an exclusive, eye-catching appearance.

Daylight fixed screens are available in fully or partially frosted versions as illustrated to the right. Simply choose the version that suits your work place best.



DAYLIGHT TOP, FIXED

The frosted top section lets more light into the room and makes the screen appear lower.



DAYLIGHT DUO, FIXED

A combination of frosted and coloured sections. The coloured section closest to the wall screens off the bedside lamp.



DAYLIGHT, FIXED

Screen made entirely from frosted sections.

Fixed Screens with built-in fle

SILENTIA FIXED SCREENS

Our fixed screens have been developed for applications where more permanent screening is required. This system also permits a wider range of possibilities. A fixed screen between beds can, for example, be combined with a pull-out screen at the foot of the bed. Fixed screens can be used to create changing cubicles and other types of room within a room, without making alterations to walls.

Fixed screens are attached to the wall and floor using the EasyClick system, which makes them very secure. Available in standard heights of 1.45 m and 1.85 m and in two lengths: 1.3 m and 2.4 m. Sections with different heights and finishes can be freely combined.



SILENTIA FIXED SCREEN

Installed using wall mounting and floor pole for maximum stability.




ONE FIXED SCREEN COMBINED WITH TWO FOLDING SCREENS AT FOOT OF BED

SILENTIA EXTENSION SCREEN

In some situations it may be necessary to extend a folding screen to reach around the foot of a bed. A fixed extension screen can then be installed closest to the wall, to provide a mounting point for the folding screen.

If there is limited space in a room the bedside table can get in the way when a screen is folded back. Once again an extension screen can be used to move the folding screen a short distance from the wall.

Extension screens can be pushed against the wall to facilitate cleaning. Available in a choice of widths to provide clearance for a bedside table even when the folding screen is folded back.



Mobile Solutions that give yo

SILENTIA SCREENS OFFERS A WEALTH OF MOBILE POSSIBILITIES

You are never locked into one solution with Silentia Screens. Our range of mobile units makes it easy to create a temporary free-standing screen wherever the need arises. Our screens are designed to be fast, effective and always have the patients' best interests at heart.



SILENTIA SCREEN TROLLEY

A folding screen mounted on a trolley is extremely flexible.



SILENTIA BED END SCREEN 1.5 M




Provides effective screening at the end of the bed – or for changing. Extended width: 1.5 m. Height: 1.55 m or 1.85 m.



u more possibilities

SILENTIA SCREEN TROLLEY

This trolley is suitable for folding screens of various lengths: from 5 to 13 sections. Height: 1.45 m or 1.85 m.

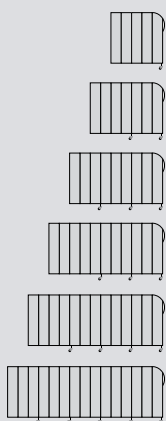


SILENTIA BED END SCREEN 2.0 M

This new bed end screen is ideal when longer screening is required. Extended width: 2.0 m. Height: 1.55 m or 1.85 m.

Silentia Folding Screens

STANDARD SIZES



NO. OF PANELS	ART. NO. COLOURED	ART. NO. DAYLIGHT TOP	ART. NO. DAYLIGHT DUO	ART. NO. DAYLIGHT	LENGTH	HEIGHT	FOLDED SIZE	
							WIDTH	DEPTH
5	6105	6105-DT	6105-DD	6105-D	1.25 m	1.45 m	0.3 m	0.1 m
	6305	6305-DT	6305-DD	6305-D	1.25 m	1.85 m	0.3 m	0.1 m
7	6107	6107-DT	6107-DD	6107-D	1.75 m	1.45 m	0.3 m	0.14 m
	6307	6307-DT	6307-DD	6307-D	1.75 m	1.85 m	0.3 m	0.14 m
9	6109	6109-DT	6109-DD	6109-D	2.25 m	1.45 m	0.3 m	0.18 m
	6309	6309-DT	6309-DD	6309-D	2.25 m	1.85 m	0.3 m	0.18 m
11	6111	6111-DT	6111-DD	6111-D	2.75 m	1.45 m	0.3 m	0.22 m
	6311	6311-DT	6311-DD	6311-D	2.75 m	1.85 m	0.3 m	0.22 m
13	6113	6113-DT	6113-DD	6113-D	3.25 m	1.45 m	0.3 m	0.26 m
	6313	6313-DT	6313-DD	6313-D	3.25 m	1.85 m	0.3 m	0.26 m
15	6115	6115-DT	6115-DD	6115-D	3.75 m	1.45 m	0.3 m	0.3 m
	6315	6315-DT	6315-DD	6315-D	3.75 m	1.85 m	0.3 m	0.3 m

The table shows our standard sizes in 0.5 m length increments. Screens are also available in increments of 0.25 m if the total length is between 0.75 m and 3.75 m. Both standard heights – 1.45 m and 1.85 m – can be varied by ± 0.1 m by determining the height of the wheel legs. The height is decided when you order your Silentia folding screen.

CHOOSE THE RIGHT MOUNTING TO SUIT DOOR LOCATION

(A) The folding screen mounting is normally on the left side, which means that the screen is folded to the right of the wall mounting. (B) To prevent the screen from taking up too much space next to a doorway, for example, screens can also be ordered with the mounting on the opposite side.

A



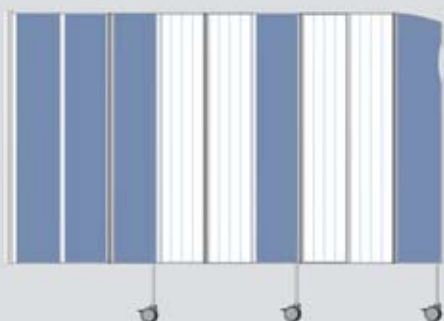
B



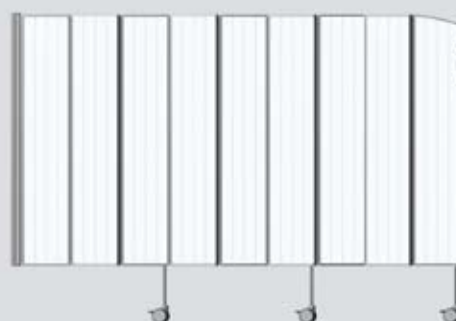
COLOURED SCREENS



DAYLIGHT TOP
Top section is 0.45 m high.



DAYLIGHT DUO
Frosted sections are in pairs.



DAYLIGHT



SILENTIA BED END SCREEN 1.5 M

Art. no. 6522, height 1.55 m
 Art. no. 6523, height 1.85 m

Extended width 1.5 m, folded width 0.55 m.
 This screen is intended for situations where a free-standing screen is needed, e.g. for changing or at the end of a bed. The wheeled stand is low in height and easy to use. *This screen is not available in Daylight.*



SILENTIA BED END SCREEN 2.0 M

Art. no. 6525, height 1.55 m
 Art. no. 6526, height 1.85 m

Extended width 2.0 m, folded width 0.55 m.
 Provides effective privacy screening at end of bed, in corridors or for changing. The wheels can be locked when the screen is extended. The wheeled stand is low in height and designed for optimum performance. *This screen is not available in Daylight.*

SILENTIA EASYCLICK

Allows screens to be fitted and removed quickly and easily.



SILENTIA EASYRETURN

Clever, ergonomic design makes screens easy to fold away.



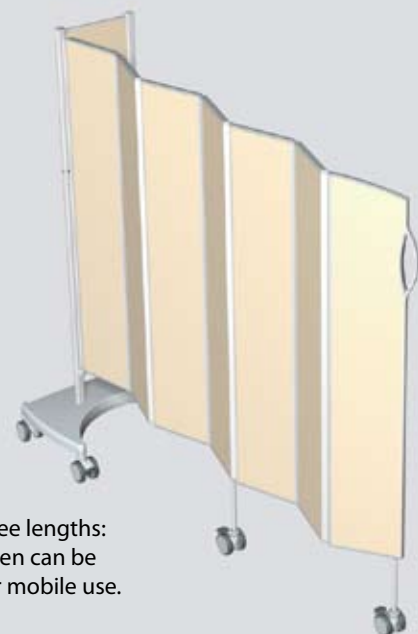
SILENTIA X-RAY SCREEN

Art. no. 6105xray, length 1.25 m, height 1.45 m, colour light beige

Art. no. 6107xray, length 1.75 m, height 1.45 m, colour light beige

Art. no. 6109xray, length 2.25 m, height 1.45 m, colour light beige


Used for temporary screening when taking x-rays, etc, in emergency and intensive care wards. Screen is available in three lengths: 1.25 m, 1.75 m and 2.25 m. Screen can be mounted on wall or a trolley for mobile use. Pb value 0.4 mm.



Silentia Fixed Screens

STANDARD SIZES

LENGTH	HEIGHT	ART. NO. COLOURED	ART. NO. DAYLIGHT TOP	ART. NO. DAYLIGHT TOP DUO	ART. NO. DAYLIGHT	ART. NO. DAYLIGHT DUO
1.3 m 1.3 m	1.45 m 1.85 m	6150 6350	6150-DT 6350-DT	– –	6150-D 6350-D	– –
2.4 m 2.4 m	1.45 m 1.85 m	6155 6355	6155-DT 6355-DT	6155-DTD 6355-DTD	6155-D 6355-D	6155-DD 6355-DD



SILENTIA EASYCLICK

Screens are fitted and removed quickly and easily.




COLOURED SCREEN, FIXED



DAYLIGHT TOP, FIXED

DAYLIGHT TOP DUO, FIXED



DAYLIGHT, FIXED

DAYLIGHT, DUO FIXED

SILENTIA FLOOR MOUNTING

A standard floor pole (**A**) is used to install a single fixed screen with EasyClick. If you want the pole to serve as mounting point for additional fixed or folding screens there are special versions (**B–D**) with up to four mounting points.




The pole is normally secured to the floor for maximum rigidity – this is especially important if the pole supports more than one screen. If the pole is only intended to support a single wall-mounted screen it can simply rest on the floor.

STANDARD SIZES

HEIGHT	ART. NO.	ART. NO.	ART. NO.	ART. NO.
1.45 m	6561-A	6561-B	6561-C	6561-D
1.85 m	6563-A	6563-B	6563-C	6563-D

• Floor pole attachment possibilities – seen from above.



- The cover at the base of the pole has a smooth surface that is easy to keep clean.
- The pole is attractively designed with smooth surfaces that are easy to clean.

Easy to mount, with a broad s



EasyClick

makes it easy to mount fixed and folding screens



All fixed and folding screens can be mounted quickly and easily thanks to EasyClick, whether they are mounted on a wall, a trolley or a pole. The fact that screens are easily and conveniently attached and detached also makes them extremely versatile to use.

WALL MOUNTING

Art. no. 6539, height 1.45 m

Art. no. 6540, height 1.85 m

For convenient mounting direct on the wall. One wall mounting is normally supplied with the screen. Additional wall mountings can be ordered separately.

WALL MOUNTING WITH FLOOR SUPPORT

Art. no. 6537, height 1.45 m

Art. no. 6538, height 1.85 m

Wall mounting that provides support from the floor when fitted with a clamp.

WALL MOUNTING WITH FLOOR SUPPORT AND TOP EXTENSION

Art. no. 6541, height 1.45 m

Art. no. 6542, height 1.85 m

Wall mounting used with clamp where a wall rail crosses above the screen.

FLOOR POLE

Art. no. 6561A, height 1.45 m
Art. no. 6563A, height 1.85 m

The floor pole can be used to support a wall-mounted screen or as a mounting point for folding screens. The pole is screwed securely to the floor. Other versions can be seen on page 25.

SCREEN TROLLEY

Art. no. 6514, height 1.45 m
Art. no. 6520, height 1.85 m

Accessory for folding screens up to 13 sections long. EasyClick screen mounting.

EXTENSION SCREEN

Moves the mounting point for the folding screen away from the wall, either to make space for the bedside table, or to extend a folding screen. Available in four lengths and two heights.

HEIGHT	ART. NO. LENGTH 0,5 M	ART. NO. LENGTH 0,75 M	ART. NO. LENGTH 1,0 M	ART. NO. LENGTH 1,2 M
1.45 m	6162	6163	6164	6165
1.85 m	6362	6363	6364	6365

election of useful accessories



STANDARD CLAMP FOR WALL RAIL

Art. no. 6502

For attaching to wall rail. A flexible solution that enables the screen to be moved sideways along the wall rail. Distance between wall rail and screen: 40 mm.



SPACER 20 MM

Art. no. 6506

Used to move a screen away from the wall, to make space for a moulding, for example. Supplied in pairs.



SUPPORT CLAMP

Art. no. 6524

Used with standard clamp 6502 where two wall rails are mounted on the wall.



SPACER 100 OR 200 MM

Art. no. 6507, 100 mm

Art. no. 6508, 200 mm

Used to move a screen away from the wall. Supplied in pairs.



CLAMP WITH SPACER

Art. no. 6535

A useful solution where space is required between a screen and a wall rail, such as in dialysis departments where panel access is required. Distance between wall rail and screen: 150 mm.



ADJUSTABLE SPACER

Art. no. 6509, 200–350 mm

Art. no. 6510, 300–500 mm

Used to move a screen well away from the wall. Supplied individually.



ADJUSTABLE CLAMP

Art. no. 6516

Adjusts to suit variable spacing between upper and lower wall rails. Clamps can be adjusted between 0 and 150 mm.



BACK SUPPORT ON WALL

Art. no. 6519

Used as backward support when using a clamp mounted on a wall rail.

Installation examples

The system includes a number of readymade installation solutions for attachment to a wall rail system.



STANDARD CLAMP

Art. no. 6502

In most cases this clamp is used alone for attachment to a wall rail system. For larger screens or in special situations it can be combined with either a support clamp or an adjustable clamp.



SUPPORT CLAMP (LOWER)

Art. no. 6524

This clamp is used together with standard clamp 6502 in situations where two wall rails are mounted on the wall parallel to each other.



CLAMP WITH SPACER

Art. no. 6535

This is a solution for situations where a gap is required between the screen and wall rail system, for example on dialysis wards where access to the supply panel is required. The standard spacer size is 150 mm, but other sizes can be supplied on request.



ADJUSTABLE CLAMP (LOWER)

Art. no. 6516

This clamp takes up variations in spacing between the upper and lower wall rails. The clamp can be adjusted between 0 and 150 mm for use with standard clamp 6502.



SPACER

100 mm – Art. no. 6507

200 mm – Art. no. 6508

Moves the screen 100 mm or 200 mm from the wall. Suitable for use when a supply panel, electric socket, gas point or switch is located behind the screen. Also provides space for hoses and cables behind the screen.



ADJUSTABLE SPACER

200 – 350 mm – Art. no. 6509


300 – 500 mm – Art. no. 6510

Flexible spacer for use when a screen needs to be moved well away from the wall, for example if a shelf or deep supply panel is located behind the screen.

A wide selection of colours



WHITE



FOREST



OCEAN



TROPICAL



PAPYRUS



WALNUT




BIRCH



LIME

and patterns




SAVANNAH

What sets Silentia Screens apart is the wide variety of ways in which they can be combined and used. This breadth is also reflected in the wide choice of materials and colours available for screen sections.

Our screens come in a choice of different colours and patterns to blend in and create a harmonious impression in your department. One new addition is Daylight – frosted screens that let more light into wards. Another addition is our Print Collection, a series of patterns that inspire children's imagination.

All versions are designed to complement the aluminium framing components.



MANDARIN



DAYLIGHT



PRINT COLLECTION

Silentia. We've been part of y



our world since 1989

Silentia is a Swedish company that takes pride in developing innovative and efficient products for use in healthcare applications. Our ambition is that our unique products should have a high degree of system integration and combine smart features that make them flexible and easy to use by our customers.

We manage every aspect of production ourselves, from conception right through to delivery, which ensures high quality and makes it easy to meet the wishes of our customers.

By listening closely to customers and providing a high standard of service we are able to build longlasting relationships with everyone we come in contact with. Silentia has worked with this goal in mind since the company was founded in 1989, and our products can now be found all over the world.

Dag and Örjan Göranson, founders and owners.





SCREEN OFF WITHOUT CLOSING IN

Silentia AB • Box 108, SE-311 22 Falkenberg, Sweden • Tel. +46 (0)346-485 80
Fax +46 (0)346-485 89 • info@silentia.se • www.silentia.eu

MADE IN SWEDEN

Our products are copyright-protected in various ways, including registered designs, patents and patents pending.
We reserve the right to make changes without prior notice. For more information, please visit our website.

